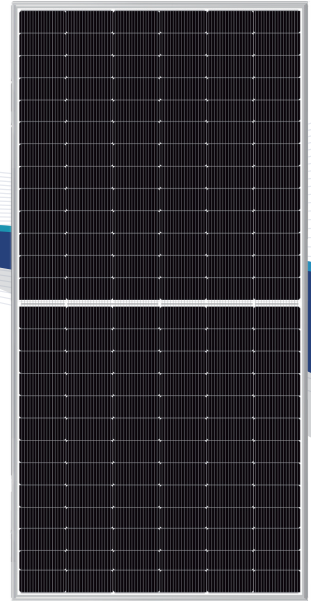


## HY-DH156N8

# 600-625W

156 Pieces | HALF-CELL | N-Type



**22.4%**  
Max. Efficiency  
**N-Type**  
Bifacial & Dual Glass



### High Conversion Efficiency

Module efficiency up to 22.4% based on N-Type wafer and advanced N-Type cell technology



### Excellent Energy Yield

More power output in field operation due to better thermal behaviors, weak-light performance and bifaciality



### Outstanding Anti-degradation

Unsusceptible to LID, LeTID and less annual degradation due to special characteristics of N-Type

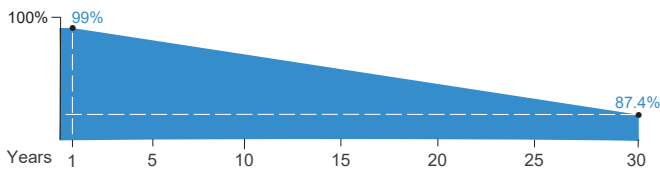


### Quality Guarantee

High module quality ensures long-term reliability



IEC61215 / IEC61730 / UL61730  
IEC61701 / IEC62716 / IEC60068  
ISO9001 / ISO14001/ ISO45001



Runergy N-Type Dual Glass Product Performance Warranty

**12** Years Product Warranty

**30** Years Linear Power Warranty

**1%** First Year Degradation

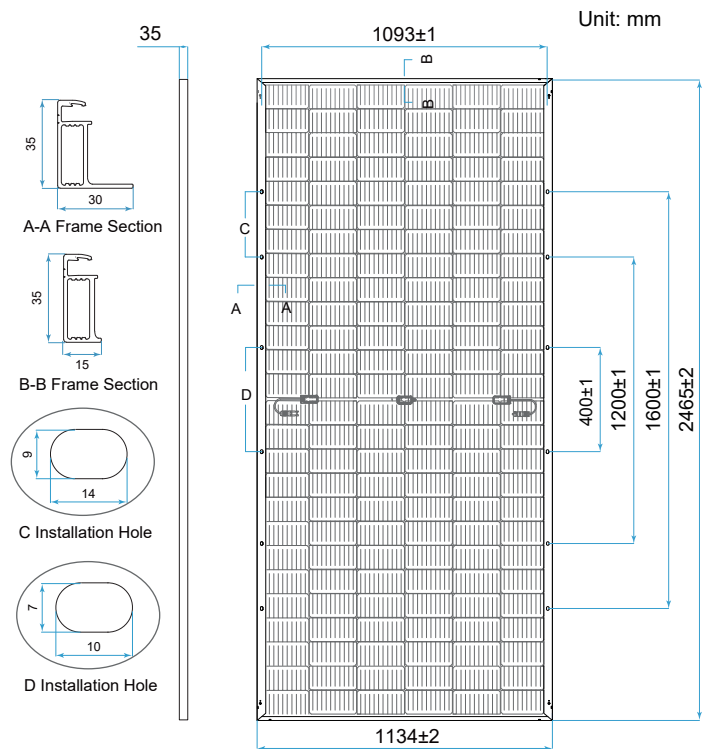
**0.4%** Annual Power Degradation

## Mechanical Parameters

Solar Cell	Mono N-Type 182 mm
No. of Cells	156(6 × 26)
Dimensions	2465 × 1134 × 35mm
Weight	34.4kg
Junction Box	IP68 rated (3 bypass diodes)
Output Cable	4mm <sup>2</sup> (IEC), 12 AWG(UL) +400/-200mm or customized
Connector	RY01, QC4.10 or similar
Front Cover	2.0mm semi-tempered AR glass
Back Cover	2.0mm semi-tempered glass
Container	31 pcs/Pallet, 496 pcs/40' HC

## Operating Parameters

Max. System Voltage	DC 1500V (IEC/UL)
Operating Temperature	-40°C ~ +85°C
Max. Fuse Rating	30A
Frontside Max. Loading	5400Pa
Backside Max. Loading	2400Pa
Bifaciality	80%±10%
Fire Resistance	IEC Class A



## Electrical Characteristics - STC

Irradiance 1000 W/m<sup>2</sup>, ambient temperature 25 °C, AM1.5.

	625	620	615	610	605	600
Maximum Power at STC (Pmax/W)	625	620	615	610	605	600
Power Tolerance (W)	0 ~ +5					
Optimum Operating Voltage (Vmp/V)	46.05	45.92	45.76	45.60	45.39	45.20
Optimum Operating Current (Imp/A)	13.58	13.51	13.44	13.38	13.33	13.28
Open Circuit Voltage (Voc/V)	55.63	55.47	55.26	55.10	54.92	54.76
Short Circuit Current (Isc/A)	14.39	14.33	14.27	14.21	14.15	14.09
Module Efficiency	22.4%	22.2%	22.0%	21.8%	21.7%	21.5%

## Electrical Characteristics - NMOT

Irradiance 800 W/m<sup>2</sup>, ambient temperature 20 °C, AM1.5, wind speed 1 m/s.

Maximum Power at NMOT (Pmax/W)	477.2	473.4	469.3	465.6	461.7	458.1
Optimum Operating Voltage (Vmp/V)	44.09	43.96	43.81	43.65	43.45	43.27
Optimum Operating Current (Imp/A)	10.83	10.77	10.71	10.67	10.63	10.59
Open Circuit Voltage (Voc/V)	53.26	53.10	52.90	52.75	52.58	52.42
Short Circuit Current (Isc/A)	11.57	11.53	11.48	11.43	11.38	11.33

## Rearside Power Gain (Reference to 625W Front)

Rearside Power Gain	5%	15%	25%
Maximum Power (Pmax/W)	656	719	781
Optimum Operating Voltage (Vmp/V)	46.05	46.15	46.15
Optimum Operating Current (Imp/A)	14.25	15.57	16.93
Open Circuit Voltage (Voc/V)	55.63	55.73	55.73
Short Circuit Current (Isc/A)	15.11	16.52	17.96
Module Efficiency	25.5%	25.7%	27.9%

## Temperature Characteristics

Nominal Module Operating Temperature	42 ± 2 °C
Nominal Cell Operating Temperature	45 ± 2 °C
Temperature Coefficient of Pmax	-0.31%/°C
Temperature Coefficient of Voc	-0.26%/°C
Temperature Coefficient of Isc	0.05%/°C

